

ITEM	PART NUMBER	QTY	MODEL / DESCRIPTION
①	(5620)	1	BS-4000W(TA)-ECU - ECU ONLY
②	(5633)	1	UDS-001DP(TA) - DISPLAY ONLY
③	(3717)	1	UDS-2.5BC - 2.5M DISPLAY CABLE
④	(3719)	1	UDS-2.5SC - 2.5M SENSOR CABLE
⑤	(3720)	1	UDS-4.5SC - 4.5M SENSOR CABLE
⑥	(5677)	2	UDS-8.0SC - 8.0M SENSOR CABLE
⑦	(3718)	4	UDS-000HSS - UDS SENSOR
⑧	(3721)	4	UDS-00SS - 0° SENSOR SLEEVE (NOT SHOWN)
⑨	(3723)	4	UDS-11SS - 11° SENSOR SLEEVE (NOT SHOWN)
⑩	(4028)	1	UDS-04-SMK - SENSOR MOUNT KIT (NOT SHOWN)
⑪	(3728)	1	UDS-IG - INSTALLATION GUIDE (NOT SHOWN)

CHANGES FROM BASE PRODUCT BS-4000W (3744) TO BS-4000W(TA) (5622A)

CHANGE:

- UDS-15BC - 15M DISPLAY CABLE (3746) CHANGED TO UDS-2.5BC - 2.5M DISPLAY CABLE (3717).
- FOUR UDS-2.5SC (3719) CHANGED TO TWO UDS-8.0SC (5677), ONE UDS-4.5SC (3720) AND ONE UDS-2.5SC (3719).
- BS-4000W-ECU (3222) CHANGED TO BS-4000W(TA)-ECU(5620).
- UDS-001DP DISPLA(3749) BUZZER CHANGED TO UDS-001DP(TA)(5633).

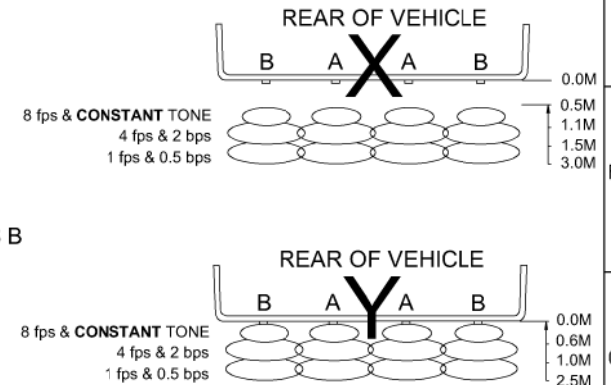
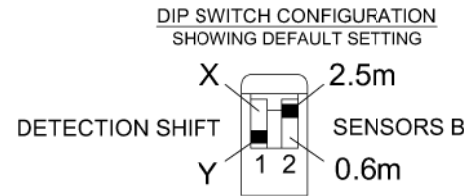
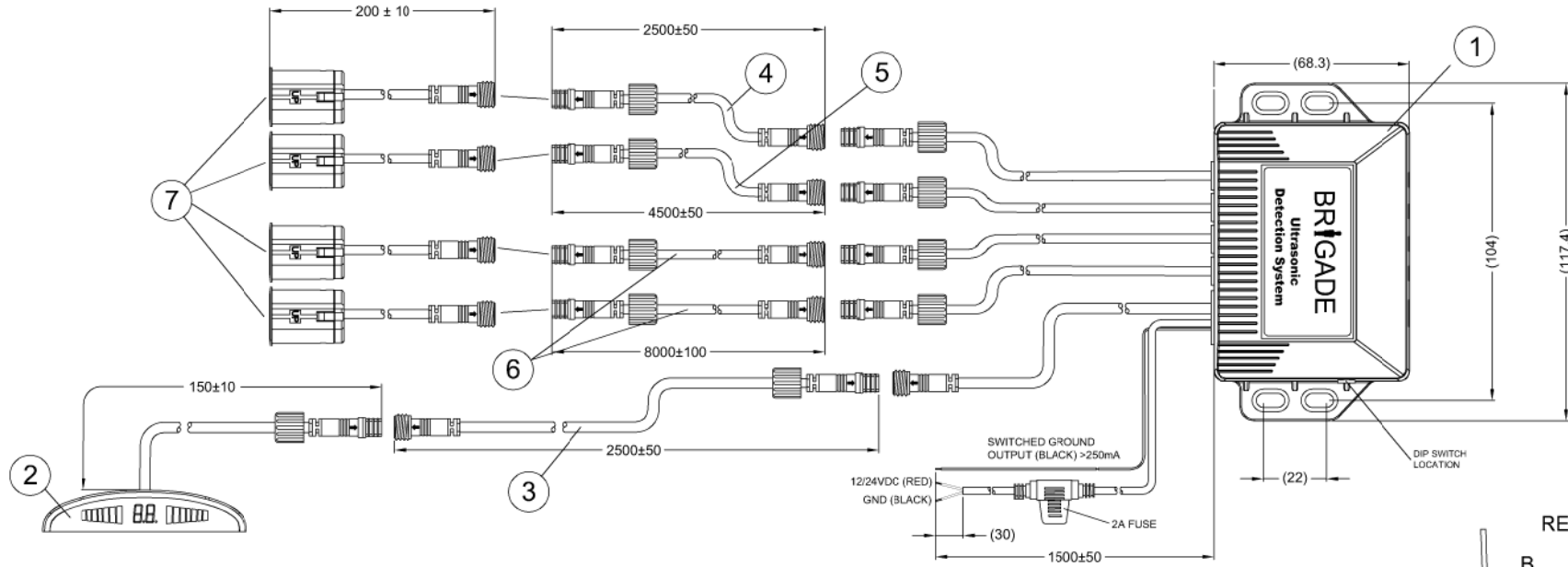
OPERATION:

- MUTE FUNCTION TC OPERATE AFTER 4 SECONDS.
- FREQUENCY OF DISPLAY BUZZER HALF OF THAT OF NORMAL BUZZER.

Revision Notes.

R1 -

APA: - Drawn:- Checked:- Approved:- Date: -



NOTES:

- ALL AUDIBLE WARNINGS ARE MEASURED IN BEEPS PER SECOND (bps).
- VISUAL WARNING IS NUMERICAL AND IN METRES WITH COLOURED SEGMENTS LEFT AND RIGHT.
- ON START-UP THE SYSTEM WILL BEEP ONCE FOR ONE FAULTY SENSOR, TWICE FOR TWO FAULTY SENSORS ETC..
- THE ECU IS FULLY POTTED.
- DIP SWITCH 1 SWITCHES DETECTION BETWEEN (X & Y), DEFAULT POSITION IS Y.
(HOWEVER THE UDS-DISPLAYS RANGE WILL ALWAYS SHOW 0.0 - 2.5m.)
- DIP SWITCH 2 SWITCHES OUTER SENSORS BETWEEN 0.6M & 2.5M, DEFAULT POSITION IS 2.5M.
- DETECTION CAN BE SHIFTED 0.5m AWAY FROM THE SENSORS, TO ACCOMMODATE UNDERBODY FITMENT.(X & Y)
- GROUND OUTPUT ON BLACK WIRE OPERATES DURING DETECTION.(MAXIMUM CURRENT 250mA)
- SEE COMPONENT DRAWINGS FOR COMPONENT DETAIL.

PROPRIETARY NOTICE

THIS DESIGN AND TECHNICAL INFORMATION APPEARING ON THIS DRAWING IS THE PROPERTY OF BRIGADE ELECTRONICS, AND IS DISCLOSED IN CONFIDENCE. IT IS NOT TO BE COPIED, REPRODUCED, REVEALED TO OR EXPROPRIATED BY OTHERS, EITHER IN WHOLE OR IN PART WITHOUT THE EXPRESS WRITTEN CONSENT OF BRIGADE ELECTRONICS.

BRIGADE®

Assembly PI Approval A.YAO 07/12/18	Approved by B.CHILDS	Checked by J.TYRRELL	Drawn by W.SINDEN
Angle of Projection Third Angle	Units mm	Scale N/A	Released 07/12/18
Status RELEASED	Assembly Ref -		
Part No 5622A	BS-4000W (TA) BE-003948-00-18		